

Village of Groton Deck Building Permit Application

Code Officer
Matt Whitaker
607 592 2654

Property Owner _____

Address of Work _____

Phone # _____

Name of Contractor if Used _____

Contractor Phone # _____

Material of Deck (Wood) _____ (Composite) _____

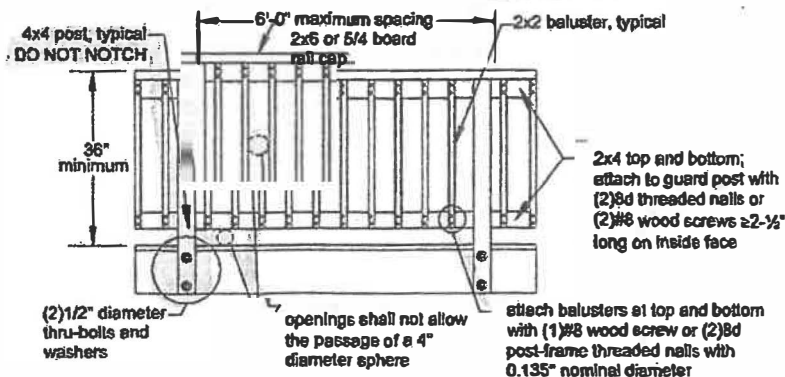
Estimated Cost _____ Size of Deck _____ X _____

Note: If Deck is 30" or higher off the ground, you will need Guard rails and spindles spaced no more than 4" apart. Guard Rail shall be no less than 36" in height.

Post to support deck need to be 6"x6" so they may be notched to carry your Ledger Board and not nailed / screwed to the sides of post.

Also State Code requires that any field cut Pressure Treated lumber needs to be field re-treated on site, You may use 4" x 4" post if building on top of them,

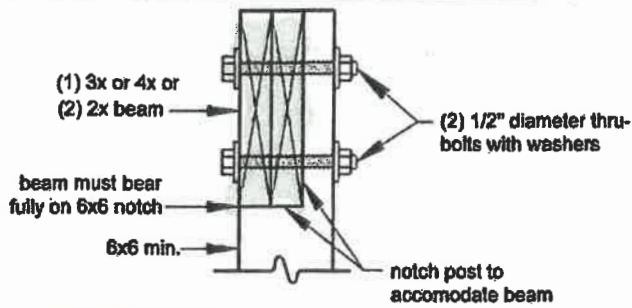
Figure 24. Example Guard Detail



American Wood Council


See back

Figure 8. Post-to-Beam Attachment Requirements



Note- No Carriage Bolts shall be used.

Figure 9. Prohibited Post-to-Beam Attachment Condition



RIM JOIST REQUIREMENTS

Attach a continuous rim joist to the ends of joists as shown in Figure 11. Attach decking to the rim joist as shown in Figure 11. For more decking attachment requirements, see DECKING REQUIREMENTS.

Figure 10. Alternate Approved Post-to-Beam Post Cap Attachment

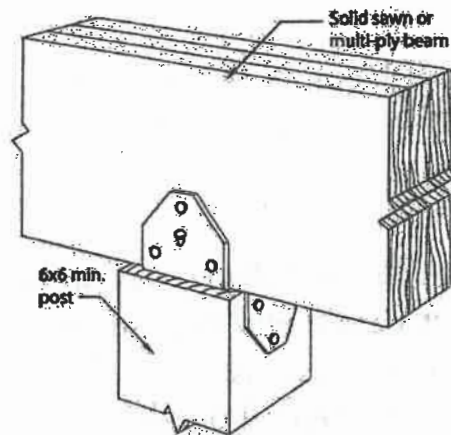


Figure 11. Rim Joist Connection Details

